



PANDA EXPRESS, INC.
1683 Walnut Grove Ave.
Rosemead, California
91770
Telephone: 626.799.9898
Facsimile: 626.372.8288

All ideas, designs, arrangement and plans indicated or represented by this drawing are the property of Panda Express Inc. and were created for use on this specific project. None of these ideas, designs, arrangements or plans may be used by or disclosed to any person, firm, or corporation without the written permission of Panda Express Inc.


REVISIONS:

ISSUE DATE:

STATE PERMIT	06.07.21

DRAWN BY: G. COLLINS

PANDA PROJECT #: D8060
ARCH PROJECT #: JCDT20-0240

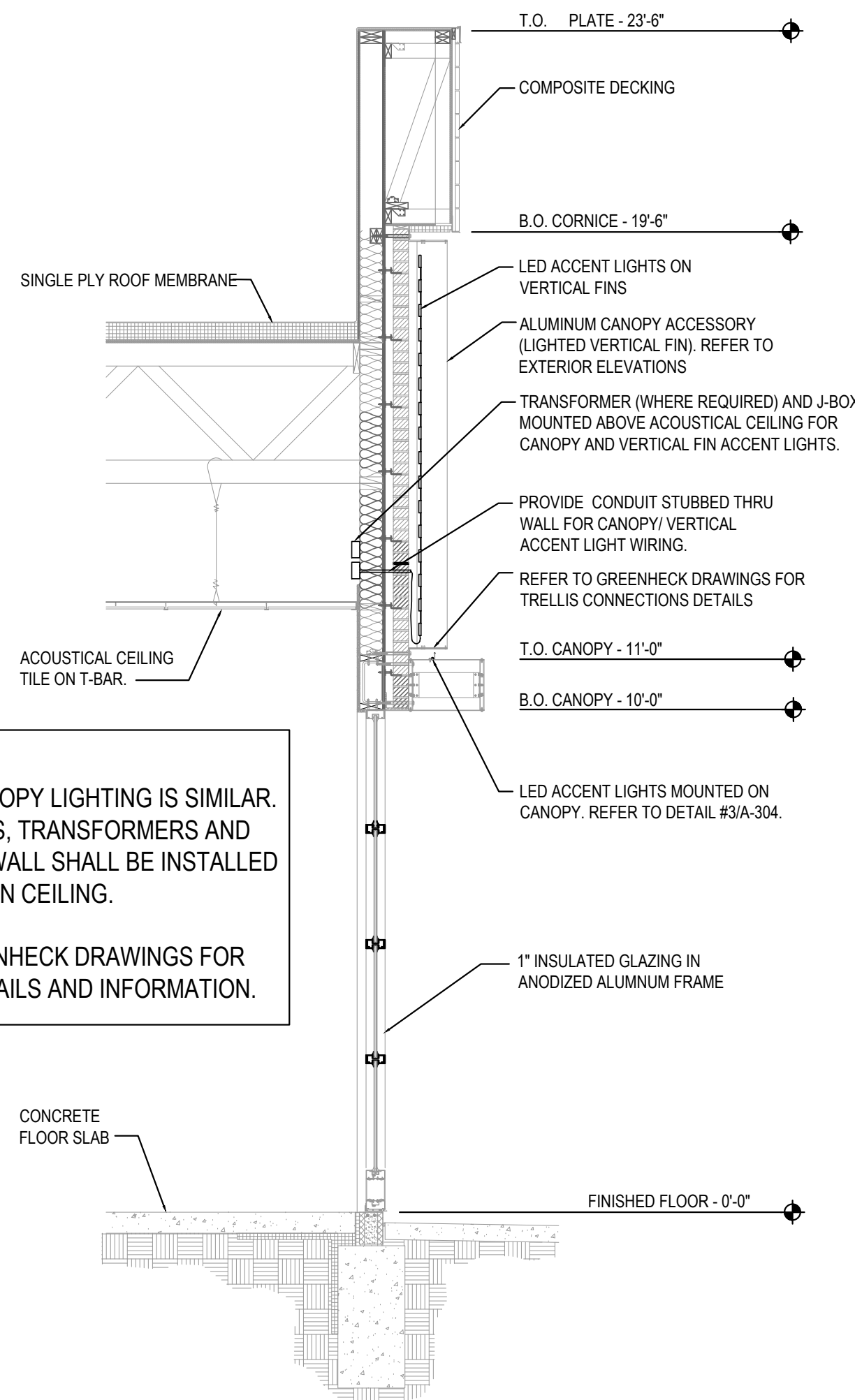


PANDA EXPRESS
TRUE WARM & WELCOME
390 W Spring Mill Pointe Dr.
Westfield, IN 46074

E-101.1

CANOPY LIGHTING PLAN

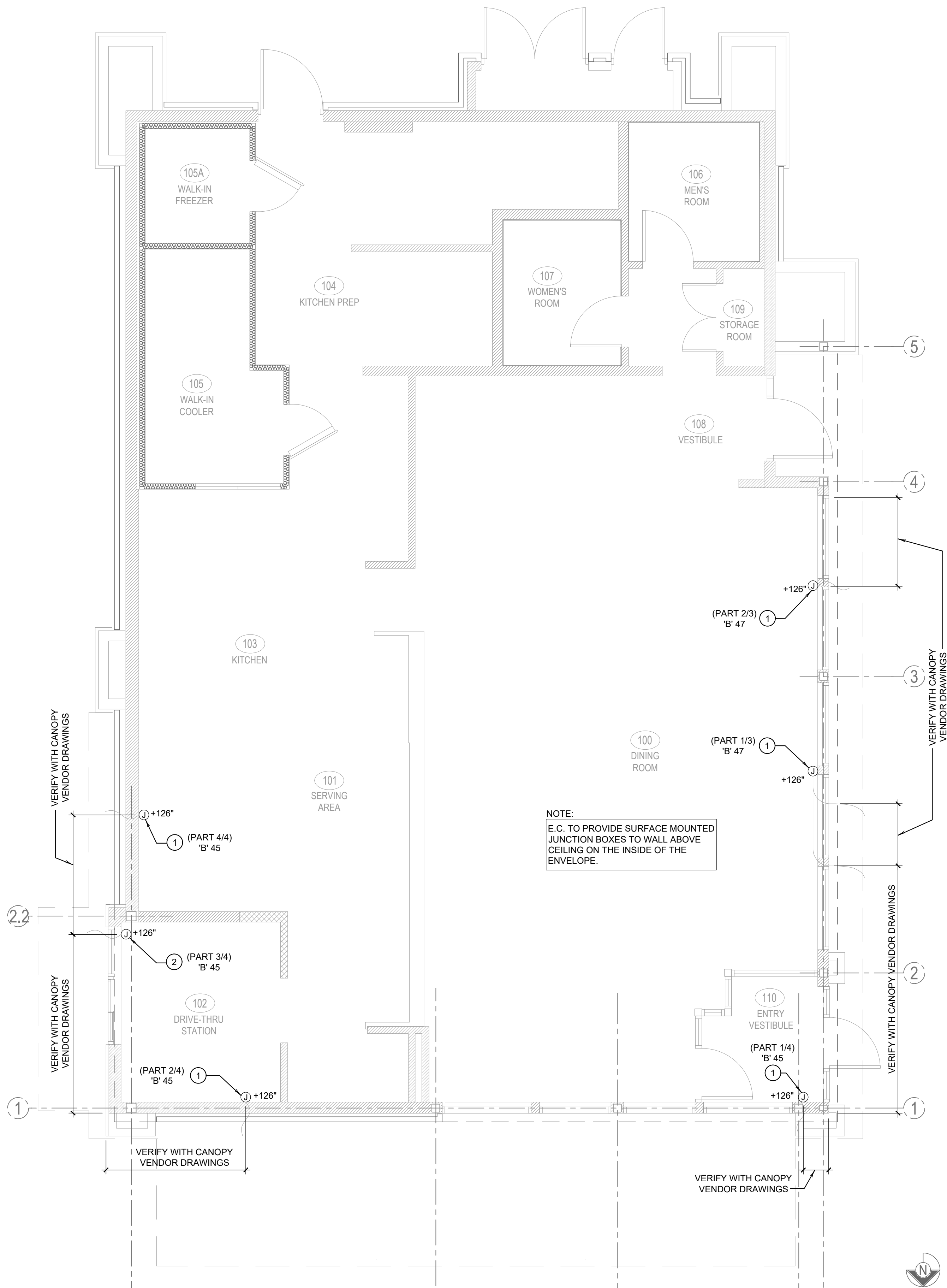
TRUE WARM & WELCOME 2300 R5



NOTES:
1) WIRING FOR CANOPY LIGHTING IS SIMILAR. JUNCTION BOXES, TRANSFORMERS AND CONDUIT THRU WALL SHALL BE INSTALLED ABOVE THE LAY-IN CEILING.
2) REFER TO GREENHECK DRAWINGS FOR ADDITIONAL DETAILS AND INFORMATION.

NOTE:
G.C./ELECTRICAL SUB TO COORDINATE AND VERIFY THE ELECTRICAL LAYOUT WITH THE CANOPY VENDOR.

- E.C. TO PROVIDE J-BOX WITH 3' WHIP FOR CONNECTION TO PANDA EXPRESS PROVIDED LIGHTED CANOPY. E.C. TO MAKE FINAL CONNECTION.
- E.C. TO PROVIDE J-BOX WITH 3' WHIP FOR CONNECTION TO PANDA EXPRESS PROVIDED LIGHTED DRIVE THRU CANOPY. E.C. TO MAKE FINAL CONNECTION.



NOTE:
E.C. TO PROVIDE SURFACE MOUNTED JUNCTION BOXES TO WALL ABOVE CEILING ON THE INSIDE OF THE ENVELOPE.

LIGHTED VERTICAL FIN / CANOPY DETAIL

3

NOT TO SCALE

E-101.1

CANOPY LIGHTING KEYED NOTES

2

NOT TO SCALE

E-101.1

CANOPY LIGHTING PLAN

1

Scale: 1/4"=1'-0"

E-101.1